

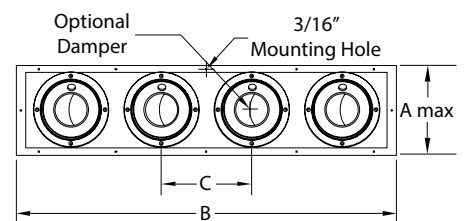
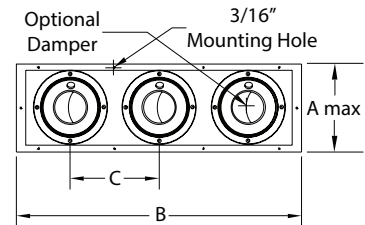
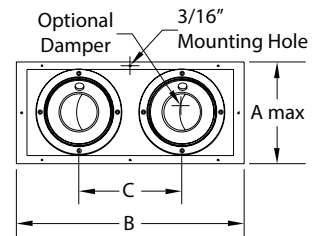
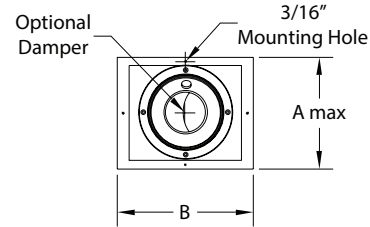
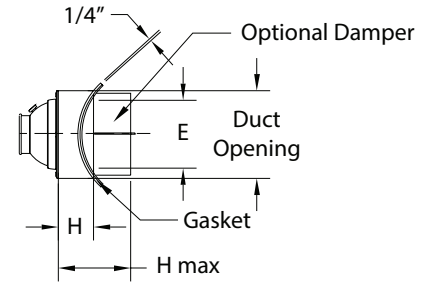
# AIRCONCEPTS

AIR DISTRIBUTION PRODUCTS



APL-C PANEL SERIES

# APL-C



## APL-C Dimensions in Inches

MODEL	E	#PER PANEL	C	A-MAX	B	H	H-MAX	DUCT OPENING	MIN. DUCT DIA.
APL-04C-1	4	1	-	9	9	3	10 <sup>3</sup> / <sub>16</sub>	7 x 7	8
APL-04C-2	4	2	6	9	17 1/2	3	10 <sup>3</sup> / <sub>16</sub>	7 x 15 1/2	8
APL-04C-3	4	3	6	9	22 1/2	3	10 <sup>3</sup> / <sub>16</sub>	7 x 20 1/2	8
APL-04C-4	4	4	6	9	28 1/2	3	10 <sup>3</sup> / <sub>16</sub>	7 x 26 1/2	8
APL-06C-1	6	1	-	11	11	3	12	9 x 9	10
APL-06C-2	6	2	9	11	21 1/2	3	12	9 x 19 1/2	10
APL-06C-3	6	3	9	11	30 1/2	3	12	9 x 28 1/2	10
APL-06C-4	6	4	9	11	39 1/2	3	12	9 x 37 1/2	10
APL-08C-1	8	1	-	13	13	4	12 <sup>3</sup> / <sub>4</sub>	11 x 11	12
APL-08C-2	8	2	12	13	26 1/2	4	12 <sup>3</sup> / <sub>4</sub>	11 x 24 1/2	12
APL-08C-3	8	3	12	13	38 1/2	4	12 <sup>3</sup> / <sub>4</sub>	11 x 36 1/2	12
APL-08C-4	8	4	12	13	50 1/2	4	12 <sup>3</sup> / <sub>4</sub>	11 x 48 1/2	12
APL-10C-1	10	1	-	15	15	4	14 1/2	13 x 13	14
APL-10C-2	10	2	13	15	29 1/2	4	14 1/2	13 x 27 1/2	14
APL-10C-3	10	3	13	15	42 1/2	4	14 1/2	13 x 40 1/2	14
APL-10C-4	10	4	13	15	55 1/2	4	14 1/2	13 x 53 1/2	14
APL-12C-1	12	1	-	17	17	4	16 1/8	15 x 15	18
APL-12C-2	12	2	15	17	33 1/2	4	16 1/8	15 x 31 1/2	18
APL-12C-3	12	3	15	17	48 1/2	4	16 1/8	15 x 46 1/2	18
APL-12C-4	12	4	15	17	63 1/2	4	16 1/8	15 x 61 1/2	18

## Adjustability

- Easy Finger Tip Adjustment
- Directional Air Pattern Control:
- 70° Degree Global Rotation
- ±35° Degree Deflection
- 360° Degree Rotation

## Construction

- Aluminum
- Foam Gasket

## Finishes

- Standard: #52 White powder coat
- Optional standard:
- #12 Anodized powder coat
- #42 Gloss black powder coat
- #43 Flat black powder coat
- #62 Grey prime powder coat
- #72 Silver metallic powder coat
- Custom colors available

MODEL	Nozzle Velocity (FPM)	1000	1500	2000	2500	3000	3500	4000
<b>APL-04C-1</b>	CFM	22	33	44	55	66	77	88
	Static Pressure	0.03	0.07	0.13	0.20	0.28	0.39	0.50
	NC	<20	<20	<20	<20	23	26	30
	Projection	3-6-12	4-8-17	6-12-23	8-16-24	9-18-27	10-21-30	12-22-32
<b>APL-04C-2</b>	CFM	44	66	88	110	132	154	176
	Static Pressure	0.03	0.07	0.13	0.20	0.28	0.39	0.50
	NC	<20	<20	<20	22	26	29	33
	Projection	4-8-16	6-12-23	8-16-32	11-22-34	13-26-38	14-28-42	16-31-45
<b>APL-04C-3</b>	CFM	66	99	132	165	198	231	264
	Static Pressure	0.03	0.07	0.13	0.20	0.28	0.39	0.50
	NC	<20	<20	20	24	28	31	35
	Projection	5-10-20	7-14-27	10-20-40	13-26-41	15-30-46	17-36-51	20-37-54
<b>APL-04C-4</b>	CFM	88	132	176	220	264	308	352
	Static Pressure	0.03	0.07	0.13	0.20	0.28	0.39	0.50
	NC	<20	<20	21	25	29	32	36
	Projection	6-12-24	8-16-34	12-24-46	16-32-48	18-36-54	20-41-60	24-44-64
<b>APL-06C-1</b>	CFM	49	74	98	123	147	172	196
	Static Pressure	0.05	0.12	0.22	0.34	0.49	0.66	0.86
	NC	<20	<20	<20	21	25	29	33
	Projection	4-8-16	6-12-23	8-16-27	10-20-30	12-21-32	14-25-36	16-26-38
<b>APL-06C-2</b>	CFM	98	148	196	246	294	344	392
	Static Pressure	0.05	0.12	0.22	0.34	0.49	0.66	0.86
	NC	<20	<20	20	24	28	32	36
	Projection	6-12-24	8-16-31	11-22-38	14-28-42	17-29-45	19-35-50	22-36-53
<b>APL-06C-3</b>	CFM	147	222	294	369	441	516	588
	Static Pressure	0.05	0.12	0.22	0.34	0.49	0.66	0.86
	NC	<20	<20	22	26	30	34	38
	Projection	7-14-28	10-20-39	14-28-46	17-34-51	20-36-54	24-42-61	27-44-65
<b>APL-06C-4</b>	CFM	196	296	392	492	588	688	784
	Static Pressure	0.05	.012	0.22	0.34	0.49	0.66	0.86
	NC	<20	<20	23	27	31	35	39
	Projection	8-16-32	12-24-46	16-32-54	20-40-60	24-42-64	28-50-72	32-52-76

performance data based on ASHRAE 70-06

**Airflow CFM:** Standard air density and isothermal conditions.

**Noise Criteria:** Noise criteria [NC] curve which is not exceeded with a Room Attenuation of 10db and based on Sound Power LevelRe: 10-12 watts.

**Static Pressure:** Inches of water gauge required.

**Projection:** Projection distance [THROW] in feet from the Nozzle discharge at which the maximum velocity has been reduced to specified terminal velocity [Vt].

**Nozzle Velocity:** Nozzle Discharge Velocity in feet per minute [fpm].

**Terminal Velocity:** Maximum velocity [Vt] in feet per minute at the specified distance from the outlet face [THROW] 400 fpm, 200 fpm, and 100 fpm respectively.

MODEL	Nozzle Velocity (FPM)	1000	1500	2000	2500	3000	3500	4000
APL-08C-1	CFM	104	157	209	261	313	365	418
	Static Pressure	0.06	0.14	0.24	0.38	0.53	0.70	0.92
	NC	<20	<20	<20	24	30	35	38
	Projection	6-11-23	8-17-34	11-23-39	14-28-44	17-31-46	20-35-52	23-38-55
APL-08C-2	CFM	208	314	418	522	626	730	836
	Static Pressure	0.06	0.14	0.24	0.38	0.53	0.70	0.92
	NC	<20	<20	20	27	33	38	41
	Projection	8-16-32	11-22-44	15-30-55	19-39-62	24-43-64	28-49-73	32-53-77
APL-08C-3	CFM	312	471	627	783	939	1095	1254
	Static Pressure	0.06	0.14	0.24	0.38	0.53	0.70	0.92
	NC	<20	<20	22	29	35	40	43
	Projection	10-20-39	13-26-58	18-36-66	23-47-75	29-53-78	34-60-88	54-65-94
APL-08C-4	CFM	416	628	836	1044	1252	1460	1672
	Static Pressure	0.06	0.14	0.24	0.38	0.53	0.70	0.92
	NC	<20	<20	23	30	36	41	44
	Projection	12-22-46	16-34-68	22-45-78	28-56-88	34-62-92	40-70-104	46-76-110
APL-10C-1	CFM	180	270	361	451	541	631	721
	Static Pressure	0.07	0.15	0.25	0.39	0.56	0.74	0.96
	NC	<20	<20	21	29	35	40	45
	Projection	7-15-30	11-22-45	15-30-51	19-37-57	22-41-61	26-47-69	30-50-72
APL-10C-2	CFM	360	540	722	902	1082	1262	1442
	Static Pressure	0.07	0.15	0.25	0.39	0.56	0.74	0.96
	NC	<20	<20	24	32	38	43	48
	Projection	9-18-36	15-30-61	21-42-71	27-63-80	31-57-85	36-66-97	42-70-111
APL-10C-3	CFM	540	810	1083	1353	1623	1893	2163
	Static Pressure	0.07	0.15	0.25	0.39	0.56	0.74	0.96
	NC	<20	<20	26	34	40	45	50
	Projection	12-24-48	18-36-73	25-50-87	32-63-97	37-70-104	44-80-117	51-85-122
APL-10C-4	CFM	720	1080	1444	1804	2164	2524	2884
	Static Pressure	0.07	0.15	0.25	0.39	0.56	0.74	0.96
	NC	<20	20	27	35	41	46	51
	Projection	14-30-60	22-44-90	30-60-102	38-74-114	44-82-122	52-94-138	60-100-144

performance data based on ASHRAE 70-06

**Airflow CFM:** Standard air density and isothermal conditions.

**Noise Criteria:** Noise criteria [NC] curve which is not exceeded with a Room Attenuation of 10db and based on Sound Power LevelRe: 10-12 watts.

**Static Pressure:** Inches of water gauge required.

**Projection:** Projection distance [THROW] in feet from the Nozzle discharge at which the maximum velocity has been reduced to specified terminal velocity [Vt].

**Nozzle Velocity:** Nozzle Discharge Velocity in feet per minute [fpm].

**Terminal Velocity:** Maximum velocity [Vt] in feet per minute at the specified distance from the outlet face [THROW] 400 fpm, 200 fpm, and 100 fpm respectively.



MODEL	Nozzle Velocity (FPM)	1000	1500	2000	2500	3000	3500	4000
<b>APL-12C-1</b>	CFM	297	445	593	742	890	1038	1187
	Static Pressure	0.07	0.15	0.26	0.40	0.58	0.78	1.01
	NC	<20	<20	24	32	38	44	47
	Projection	10-19-38	14-29-57	19-38-65	24-48-74	29-52-78	33-60-88	38-64-93
<b>APL-12C-2</b>	CFM	594	890	1186	1484	1780	2076	2374
	Static Pressure	0.07	0.15	0.26	0.40	0.58	0.78	1.01
	NC	<20	<20	27	35	41	47	50
	Projection	14-27-53	20-41-80	27-53-91	34-67-104	41-73-109	46-84-123	53-90-130
<b>APL-12C-3</b>	CFM	891	1335	1779	4452	2670	3114	3561
	Static Pressure	0.07	0.15	0.26	0.40	0.58	0.78	1.01
	NC	<20	20	29	37	43	49	52
	Projection	17-32-65	24-50-80	32-65-110	41-81-126	49-88-133	56-102-150	65-109-158
<b>APL-12C-4</b>	CFM	1188	1780	2372	2968	3560	4152	4748
	Static Pressure	0.07	0.15	0.26	0.40	0.58	0.78	1.01
	NC	<20	21	30	38	44	50	53
	Projection	20-38-76	28-58-114	38-76-130	48-96-148	58-104-156	66-120-176	76-128-186

performance data based on ASHRAE 70-06

**Airflow CFM:** Standard air density and isothermal conditions.

**Noise Criteria:** Noise criteria [NC] curve which is not exceeded with a Room Attenuation of 10db and based on Sound Power LevelRe: 10-12 watts.

**Static Pressure:** Inches of water gauge required.

**Projection:** Projection distance [THROW] in feet from the Nozzle discharge at which the maximum velocity has been reduced to specified terminal velocity [Vt].

**Nozzle Velocity:** Nozzle Discharge Velocity in feet per minute [fpm].

**Terminal Velocity:** Maximum velocity [Vt] in feet per minute at the specified distance from the outlet face [THROW] 400 fpm, 200 fpm, and 100 fpm respectively.